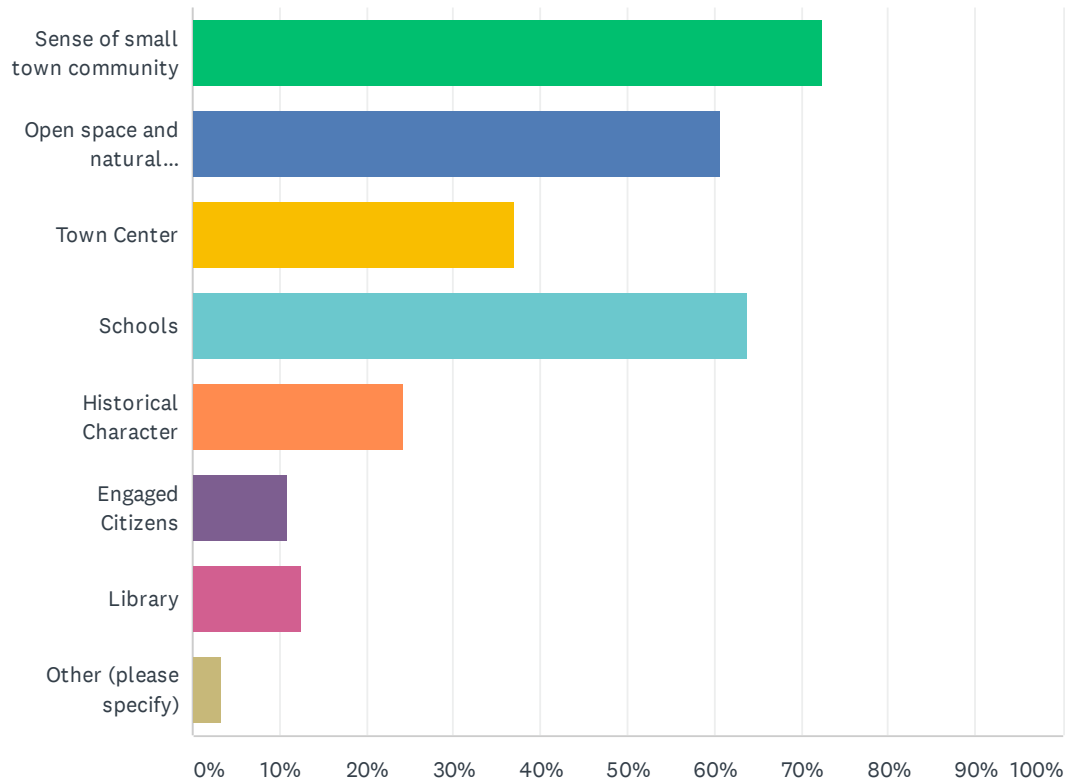


Q1 What are your FAVORITE things about Medfield? (What do you like most about living/working in Medfield? In other words, what would you want to be sure is preserved in the future?) Please choose your top 3.

Answered: 456 Skipped: 0

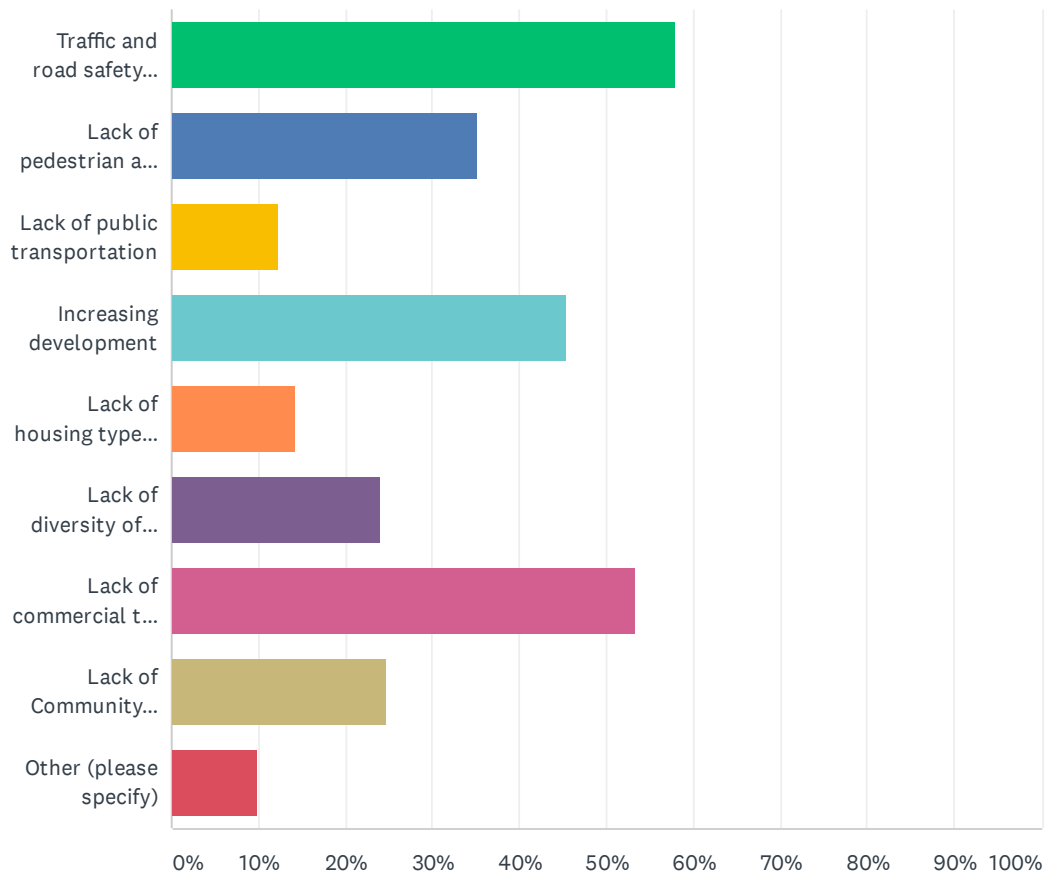


ANSWER CHOICES	RESPONSES	
Sense of small town community	72.37%	330
Open space and natural features	60.75%	277
Town Center	37.06%	169
Schools	63.82%	291
Historical Character	24.34%	111
Engaged Citizens	10.96%	50
Library	12.50%	57
Other (please specify)	3.29%	15
Total Respondents: 456		

Q2 What are your LEAST favorite things about Medfield? (What are some things you feel need to change to improve the quality of life in Medfield?

What are some challenges faced by Medfield that you feel need to be addressed? Are there particular locations in Medfield that face particular challenges? Where and what are these?). Please choose your top three.

Answered: 456 Skipped: 0

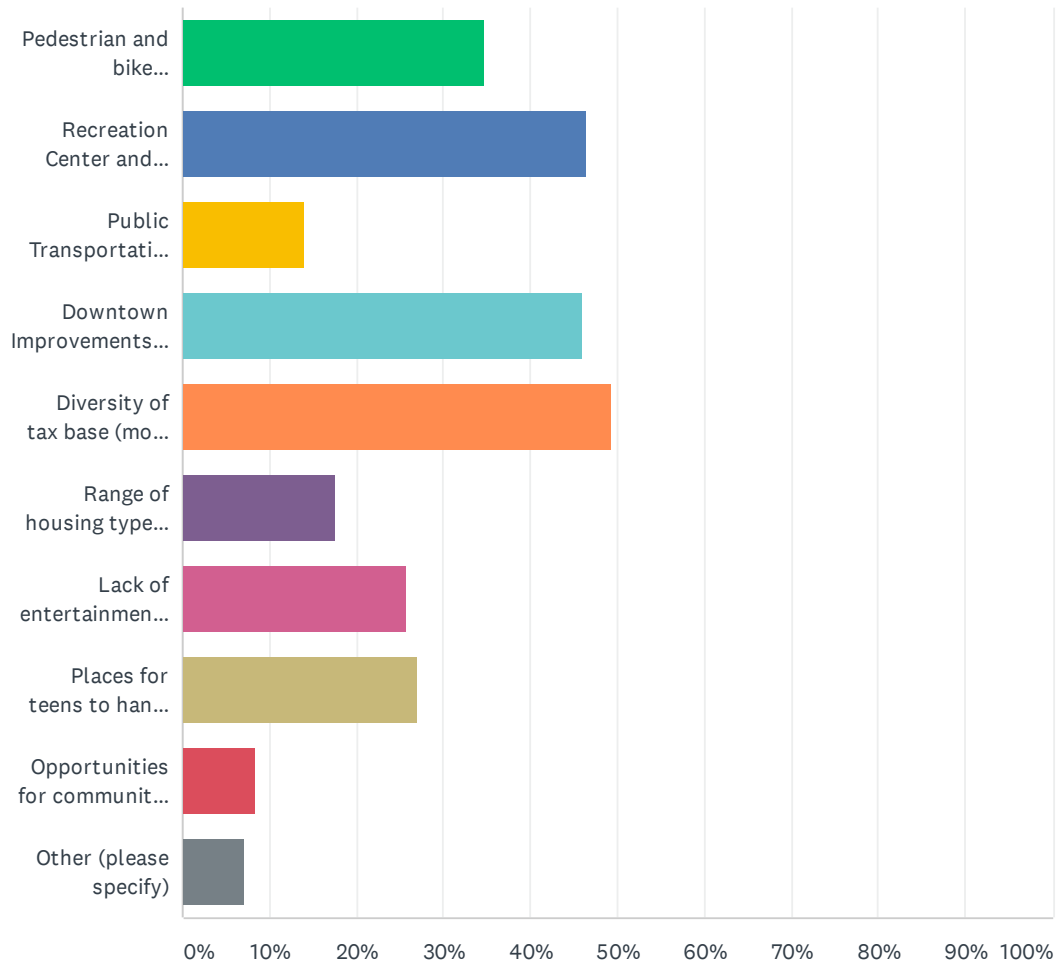


TOWNWIDE MASTER PLAN

ANSWER CHOICES	RESPONSES	
Traffic and road safety issues	57.89%	264
Lack of pedestrian and bicycle infrastructure	35.09%	160
Lack of public transportation	12.28%	56
Increasing development	45.39%	207
Lack of housing types (e.g. empty nesters, affordable home ownership, etc.)	14.25%	65
Lack of diversity of the population	24.12%	110
Lack of commercial tax base to help finance Town improvements	53.29%	243
Lack of Community Center	24.78%	113
Other (please specify)	9.87%	45
Total Respondents: 456		

Q3 What is MISSING in Medfield? Please choose your top three.

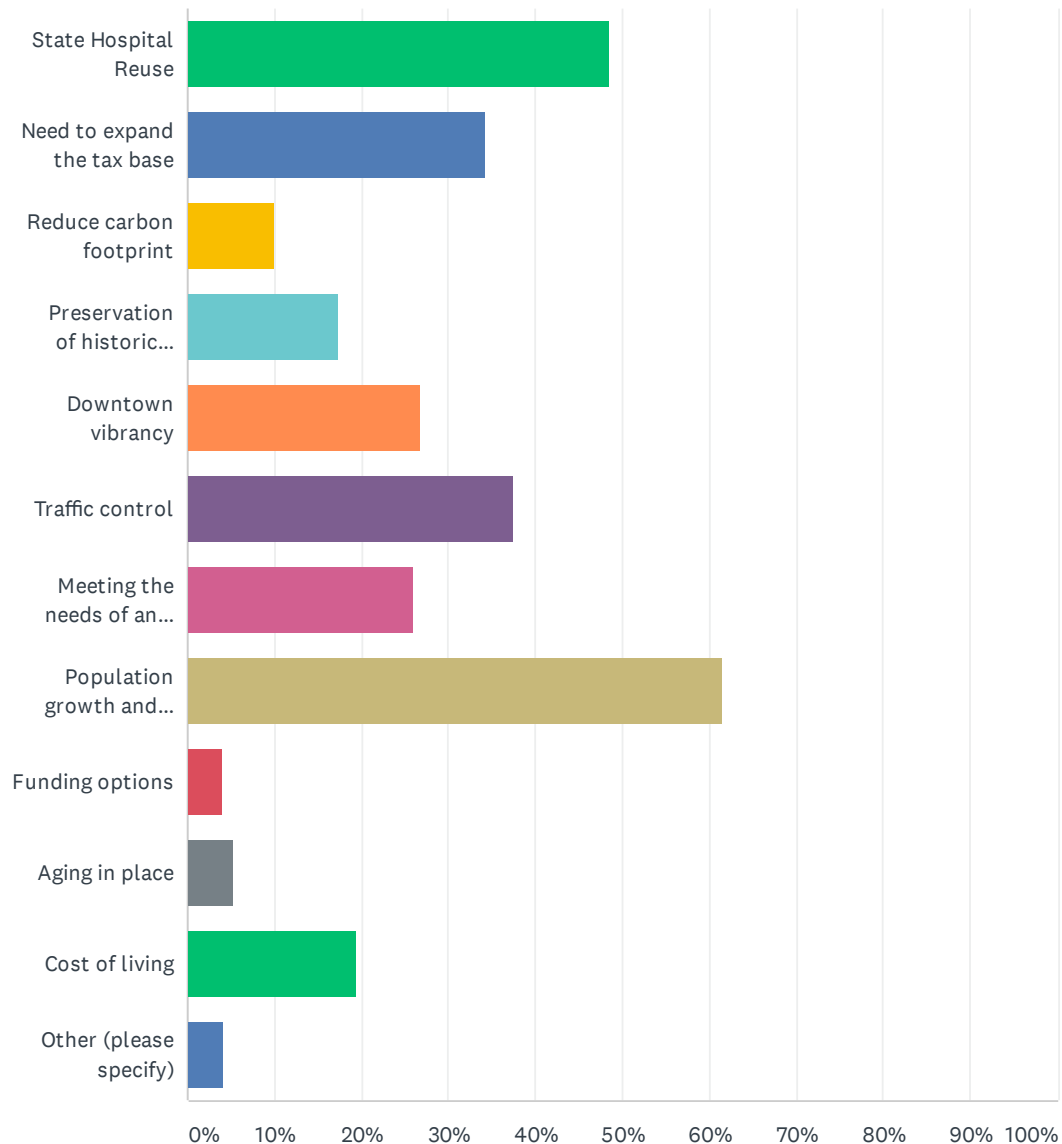
Answered: 456 Skipped: 0



ANSWER CHOICES	RESPONSES	
Pedestrian and bike infrastructure	34.65%	158
Recreation Center and other recreational opportunities	46.49%	212
Public Transportation options	14.04%	64
Downtown Improvements (including more parking, more restaurants, etc.)	46.05%	210
Diversity of tax base (more businesses)	49.34%	225
Range of housing types (for seniors, for disabled, for millennials, etc.)	17.54%	80
Lack of entertainment, art, and cultural activities	25.66%	117
Places for teens to hang out	26.97%	123
Opportunities for community gathering	8.33%	38
Other (please specify)	7.02%	32
Total Respondents: 456		

Q4 What do you see as important ISSUES to consider when planning for Medfield's future? Please choose your top three.

Answered: 456 Skipped: 0

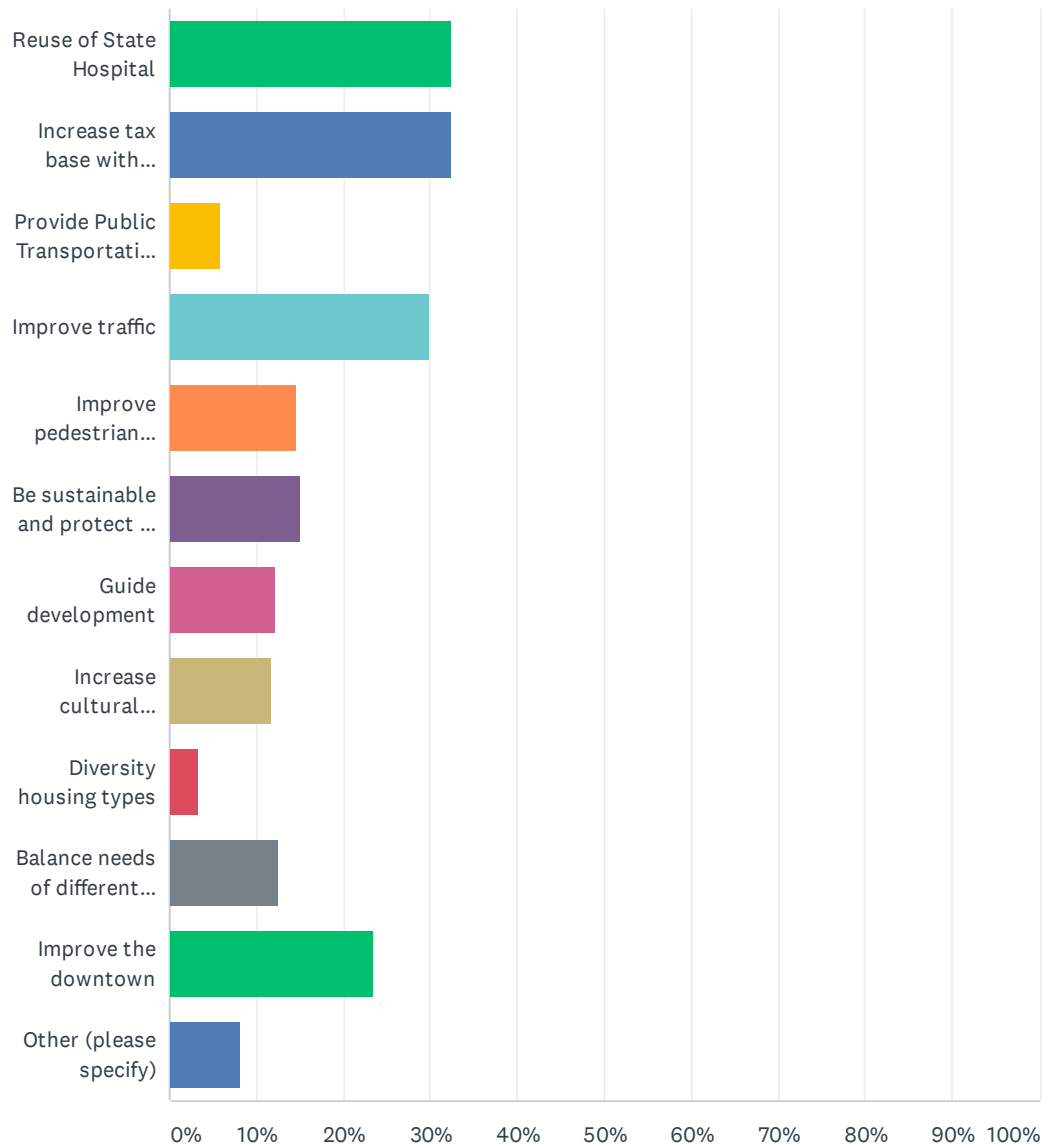


TOWNWIDE MASTER PLAN

ANSWER CHOICES	RESPONSES	
State Hospital Reuse	48.46%	221
Need to expand the tax base	34.21%	156
Reduce carbon footprint	10.09%	46
Preservation of historic resources	17.32%	79
Downtown vibrancy	26.75%	122
Traffic control	37.50%	171
Meeting the needs of an increasing population (e.g. adequate water supply and sewer system capacity, etc.)	25.88%	118
Population growth and impact on schools	61.40%	280
Funding options	3.95%	18
Aging in place	5.26%	24
Cost of living	19.52%	89
Other (please specify)	4.17%	19
Total Respondents: 456		

**Q5 If you could do ONE THING TO IMPROVE Medfield, what would it be?
Please choose your top three.**

Answered: 456 Skipped: 0

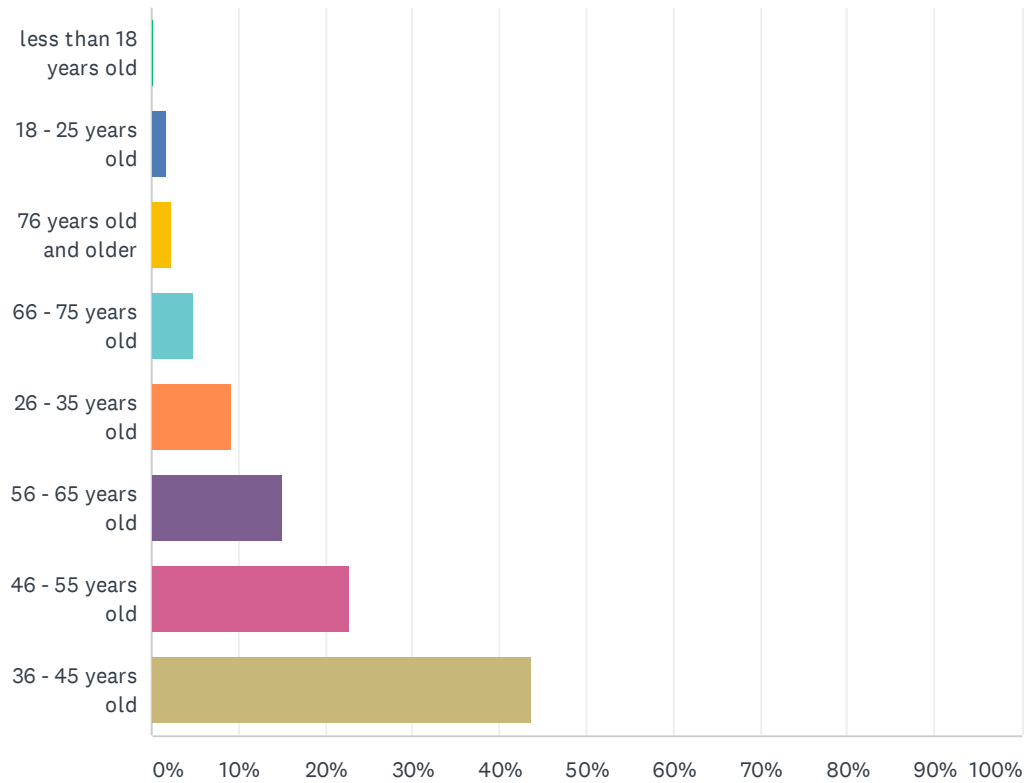


TOWNWIDE MASTER PLAN

ANSWER CHOICES	RESPONSES	
Reuse of State Hospital	32.46%	148
Increase tax base with commercial development	32.46%	148
Provide Public Transportation options	5.92%	27
Improve traffic	29.82%	136
Improve pedestrian experience	14.69%	67
Be sustainable and protect the environment	15.13%	69
Guide development	12.06%	55
Increase cultural experiences (e.g. attract a diversity of residents, create a vibrant art community, etc.)	11.62%	53
Diversity housing types	3.29%	15
Balance needs of different demographics (etc. elderly, school age)	12.50%	57
Improve the downtown	23.46%	107
Other (please specify)	8.11%	37
Total Respondents: 456		

Q6 Age: How old are you?

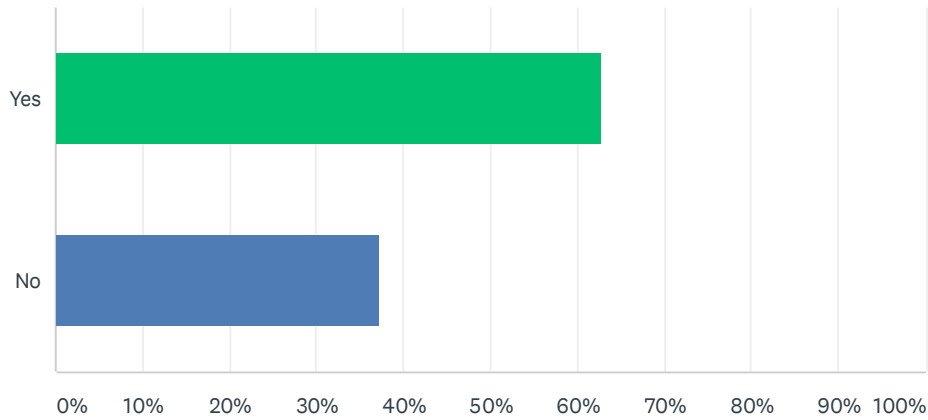
Answered: 455 Skipped: 1



ANSWER CHOICES	RESPONSES	
less than 18 years old	0.22%	1
18 - 25 years old	1.76%	8
76 years old and older	2.20%	10
66 - 75 years old	4.84%	22
26 - 35 years old	9.23%	42
56 - 65 years old	15.16%	69
46 - 55 years old	22.86%	104
36 - 45 years old	43.74%	199
TOTAL		455

Q7 Do you currently have children in the Medfield school system?

Answered: 456 Skipped: 0



ANSWER CHOICES		RESPONSES	
Yes		62.72%	286
No		37.28%	170
TOTAL			456

Q8 Building Our Future Together! Do you want to be added to an email list to keep you in the loop as the Townwide Master Planning process evolves? If yes, please add your email here.

Answered: 207 Skipped: 249