

# MEDFIELD SCHOOL BUILDING COMMITTEE SURVEY #2 – SUMMARY OF FINDINGS



**The Town of Medfield is overwhelming in favor of a project to replace the current Dale St. School...**

**97.5%**

**Of survey respondents would be open minded to supporting a new school project**

**96%**

**Would be supportive of a project at the Dale St. site**

**... and the Town is ready to invest in the right project for the future**

**85%**

**Responded “I want a good project, but costs will be very important to my decision” or “I want a great project and don’t mind paying more for the project” suggesting strong support for investment in our schools**

**12%**

**With only 12% difference in support for a new build project vs. an add/reno, both options should be studied**

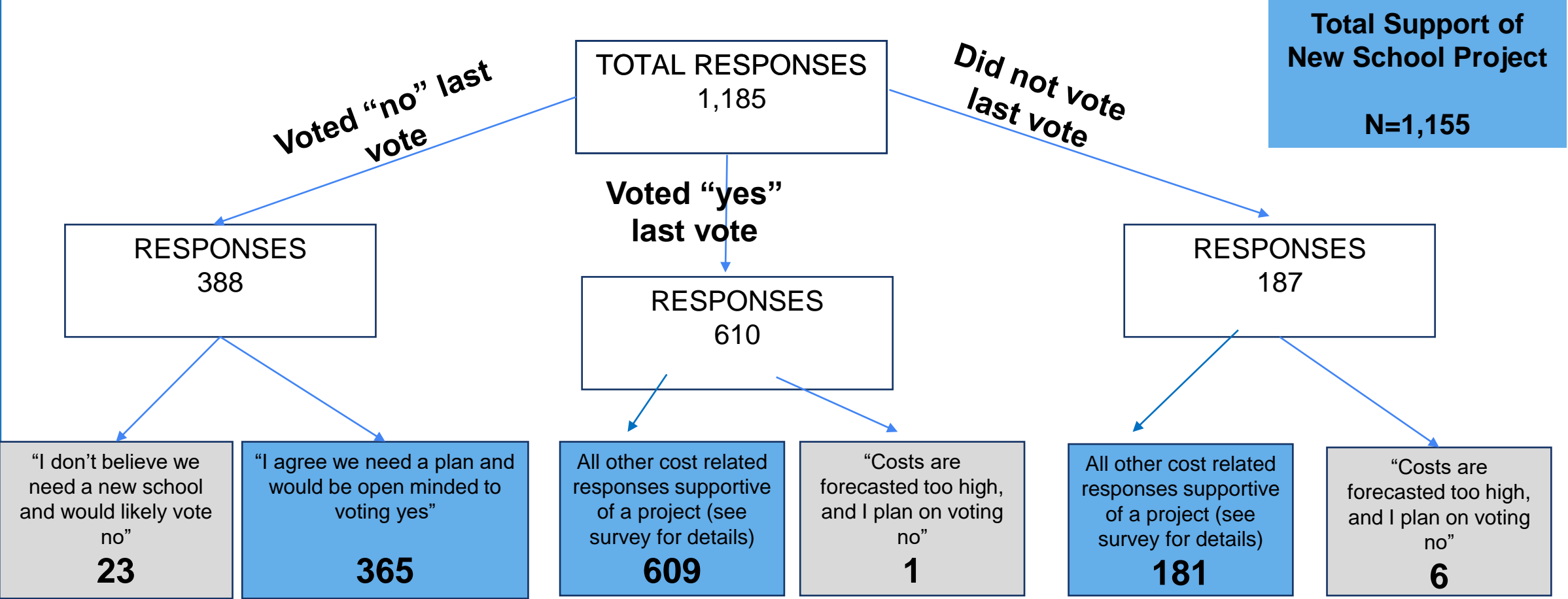
# Survey #2 Design Summary

- Survey was open to all Medfield residents
- Survey was communicated via:
  - ▶ Patch, school email, social media, blogs / newsletters (elected officials and others) and communication among neighbors
- Survey included three demographic questions:
  - ▶ What is your voting precinct
  - ▶ How did you vote in the prior vote
  - ▶ What is your current relationship with regard to your children and the Medfield Public Schools
- Survey respondents were then asked to choose what was their preferred site location (Wheelock or Dale)
  - ▶ Based on the respondent's choice of location, follow-on questions were then asked to understand their potential support for the alternate choice (i.e. those who responded with a preference for Dale were asked to categorize their preference for Wheelock, and vice versa).
- Respondents were then asked to categorize their perspective around project costs
- Survey results to inform next steps for the SBC with regard to site and costs.
- Survey received 1,185 responses



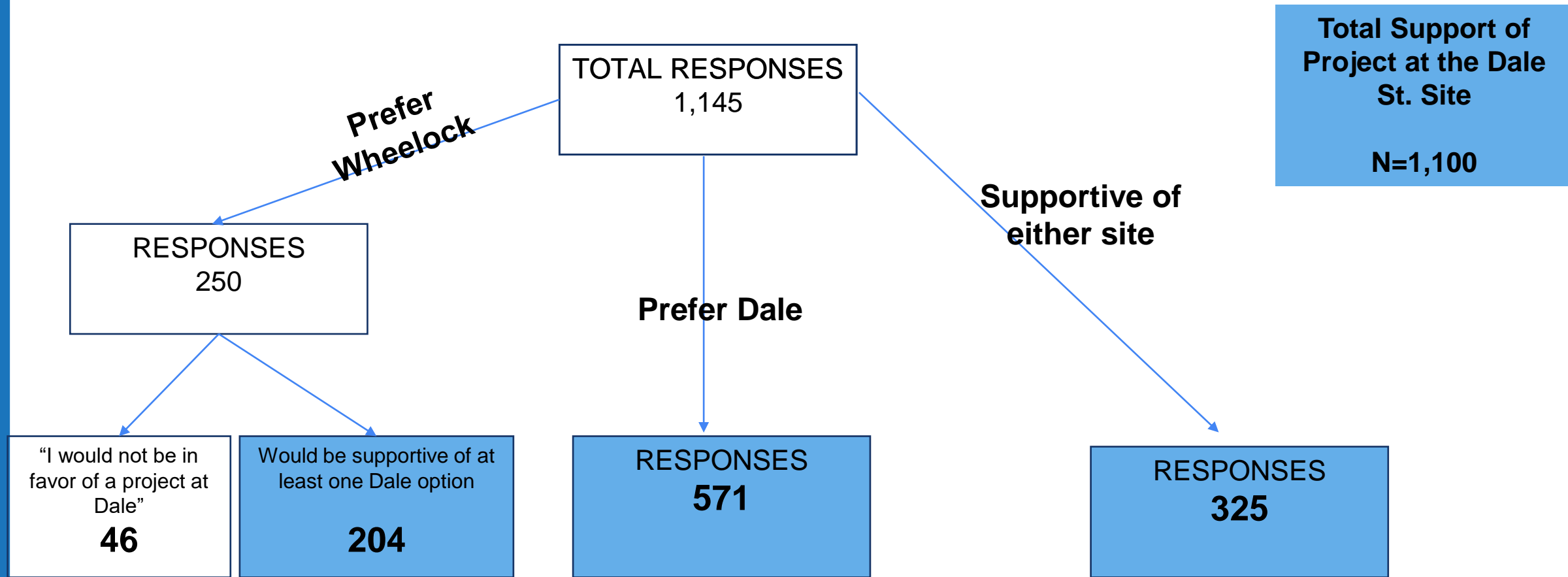
# We are aligned that we need a new school

The town is almost unanimous that we need a project now to replace the current Dale Street School. 97.5% or 1,155 of 1,185 residents are supportive of a building project.



# There is broad support for a project at the current Dale site

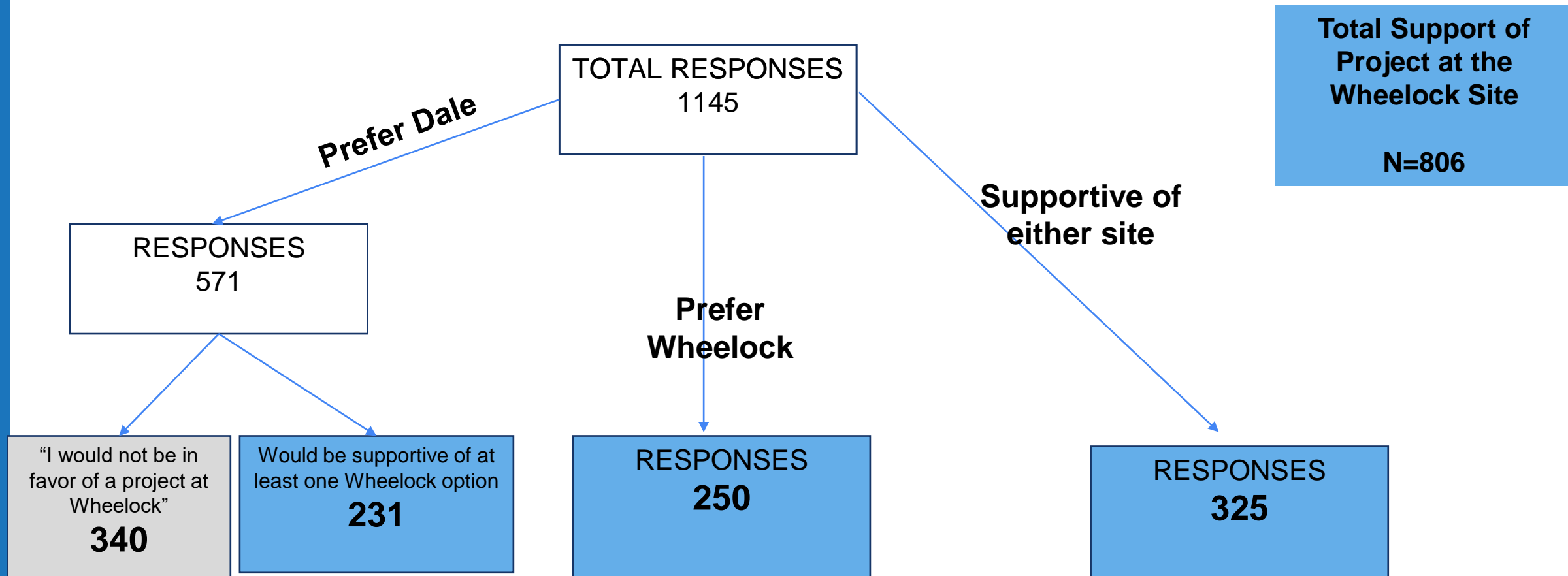
Excluding “Unsure” respondents, 96% (n= 1,100) would be supportive of a project at Dale.



Excludes 15 responses of “unsure”

# There is only 70% support for a project at Wheelock

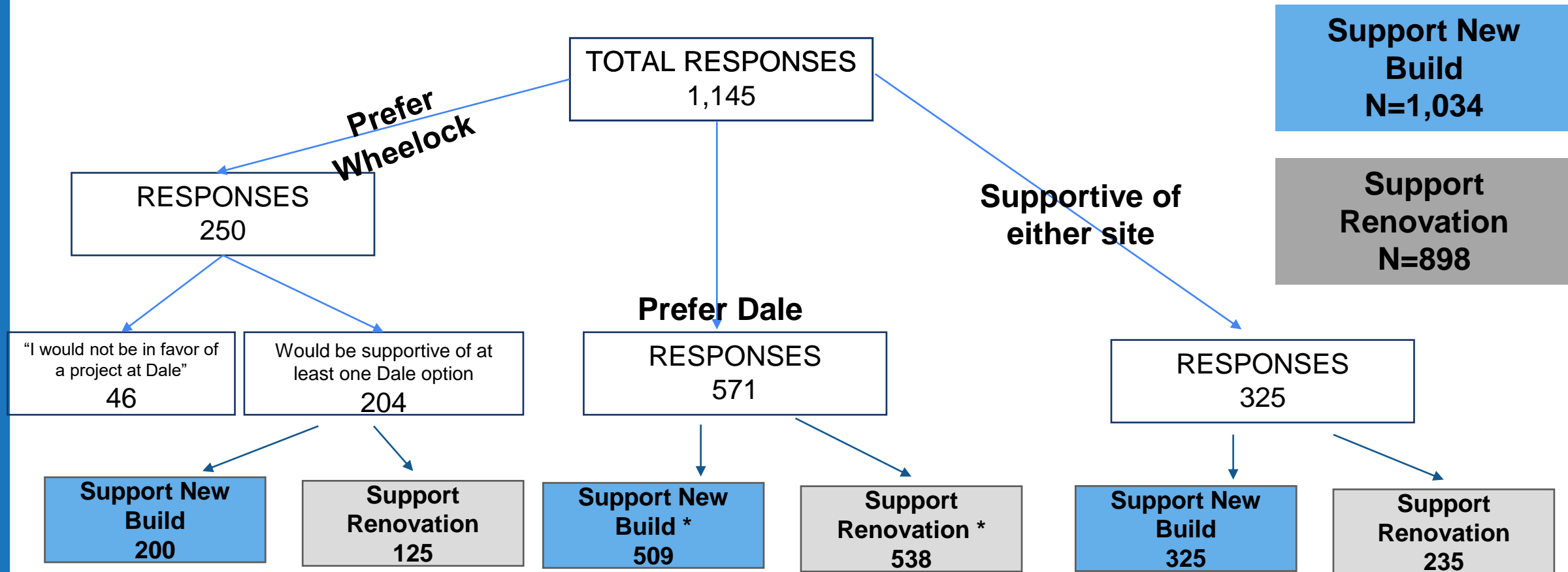
However, excluding the “Unsure” responses, 70% (n=806) would be in favor of a project at Wheelock.



Excludes 15 responses of “unsure”

# There is a bias towards a new build project, but both options should be studied

Excluding “Unsure” respondents, 90% would be supportive of a new build project at Dale while 78% would be supportive of an Add/Reno at Dale.



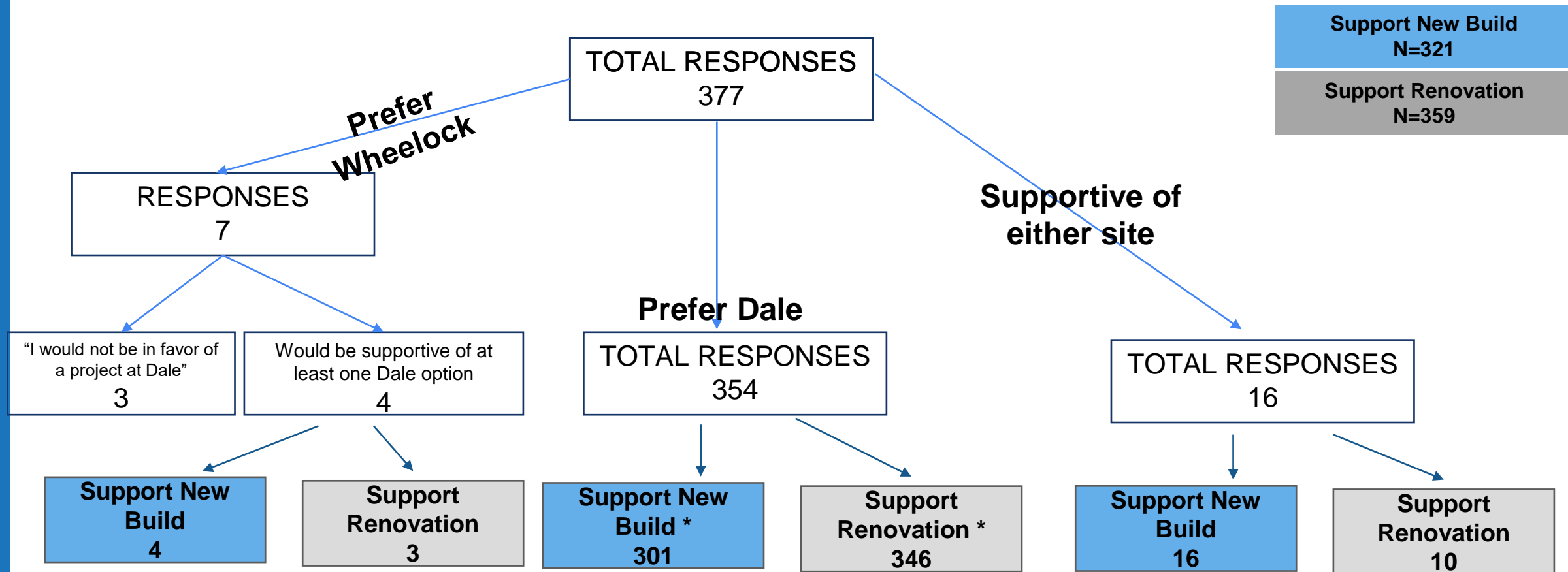
“Unsure” responses classified as supportive of both New Build and Renovation

**NOTE – lowest level totals will not sum to the higher level due to respondents who are in favor of either a new build or renovation**



# “No” voters in the prior vote tend to be more supportive of an Add/Reno...

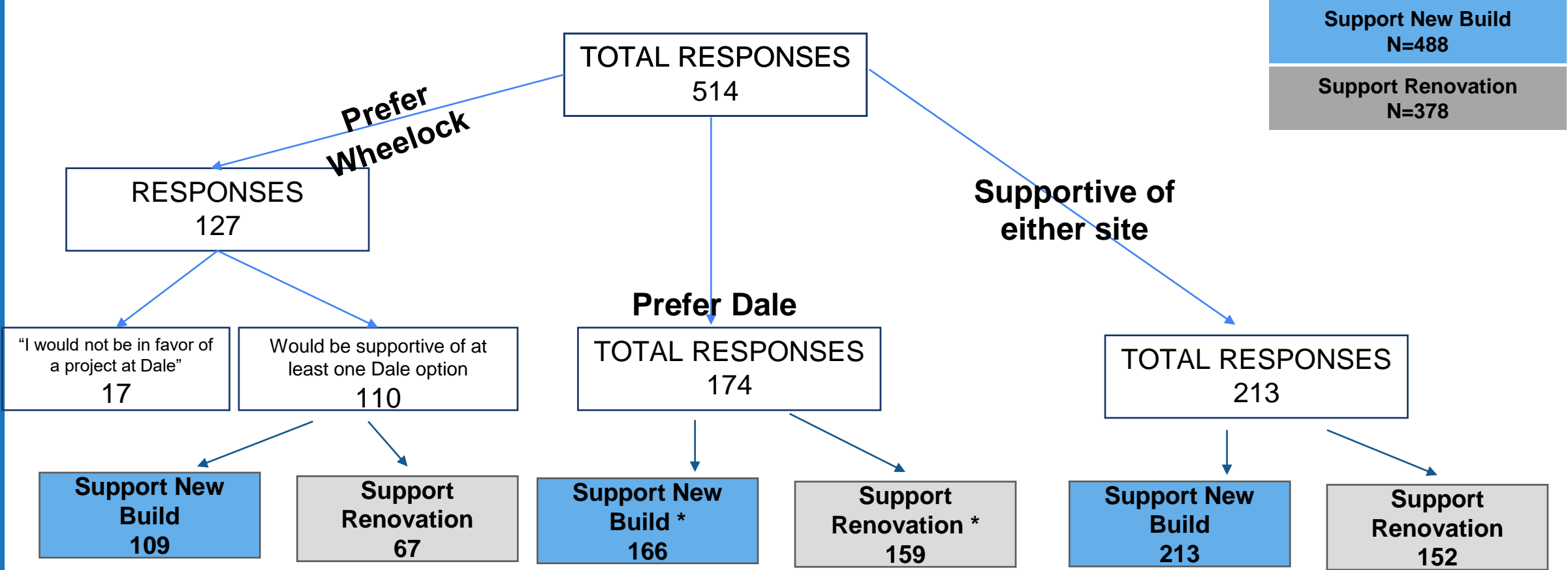
Excluding “Unsure” respondents, “No” voters from the prior vote are 85% supportive of a new build project at Dale while 95% would be supportive of an Add/Reno at Dale.



“Unsure” responses classified as supportive of both New Build and Renovation

# While parents of children in lower grades tend to favor a new build project.

Excluding “Unsure” respondents, voters who will have a child attend Dale in the next 4 years are 95% supportive of a new build project at Dale while 74% would be supportive of an Add/Reno at Dale.



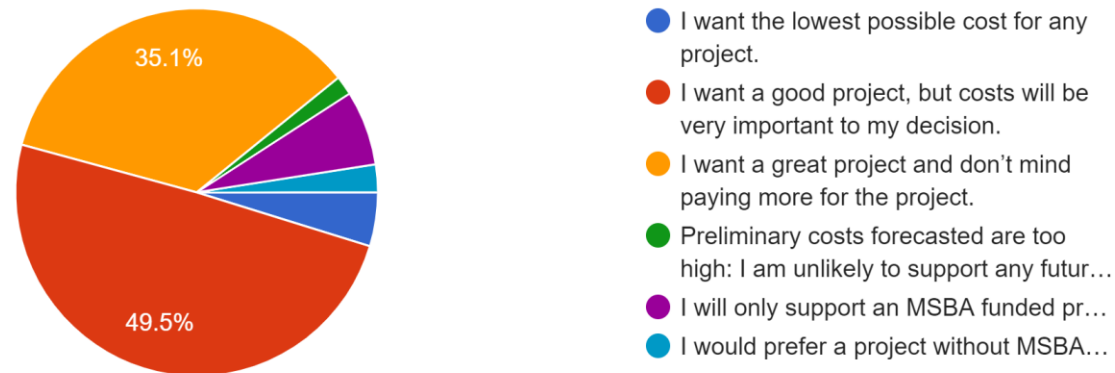
“Unsure” responses classified as supportive of both New Build and Renovation

## Survey #2 – Other observations

- 16% of the survey respondents did not vote in the prior town meeting
  - ▶ 33% of those who did not vote were not town residents at the time
  - ▶ Of the remaining 67% who were town residents:
    - 44% did not attend Town Meeting due to child care or other reasons (e.g. travel) preventing them from voting in person
- 85% of the survey respondents had the response of either “I want a good project, but costs will be very important to my decision” or “I want a great project and don’t mind paying more for the project suggesting strong support for investment in a school project.

What best describes your perspective regarding cost of the school project?

1,185 responses



## Survey #2 – Other observations

- Responses were roughly equal across the four voting precincts

What is your voting precinct?

1,185 responses

